


# Legend of the Lakes Hillclimb 2009

## in CLASS and Result Order



Class Overall  
 Class Position Position CAR # and Driver Best Prac R1 R2 R3 R4 R5 R6 R7 R8


4WD Saloons				Best	Prac	R1	R2	R3	R4	R5	R6	R7	R8
1	1	14	Peter Gazzard MITSUBISHI - 2006 - LANCER EVO 9	52.83		53.77	53.37	53.32	53.97	53.53	52.83	53.18	53.42
2	3	23	Sean Day SUBARU - 1999 - STI - 2340cc - T/Y -	53.60		57.52	56.00	57.30	54.54	2000.00	57.11	53.60	2000.00
3	4	97	Travis Trayhern NISSAN - 1998 - SKIYLINE GTR -	53.95		57.67	55.68	56.62	55.50	53.95	55.37	55.07	54.52
4	5	136	Tristan Catford MITSUBISHI - 2006- EVOLUTION 9 -	54.83		58.48	56.47	55.72	55.39	55.40	54.83	54.90	55.50
5	6	77	Doug LehmanMITSUBISHI - 1999 - EVO 6 - 2300cc	55.69		58.46	57.08	2000.00	2000.00	57.29	55.69	57.08	56.91
6	7	104	Damien Brand SUBARU - 1997 - WRX STi - 1994cc -	56.65		58.02	57.25	57.05	57.41	56.65	2000.00	58.24	60.10
7	8	504	Simon Orme SUBARU - 1997 - WRX STI RA -	56.95		60.90	58.45	57.93	57.84	57.57	57.50	56.95	59.14
8	9	120	Trent Brand SUARU - 2000 - WRX - 1994.4cc - T/Y	56.98		60.14	59.64	58.57	57.88	58.16	57.06	56.98	58.08
9	10	247	Andrew WeberNISSAN - 1991 - GTR - 2600cc - T/Y -	57.14		59.65	63.11	58.26	57.63	59.02	57.14	58.19	2000.00
10	13	128	Mark Povey SUBARU - 1997 - WRX STI V4 -	57.46		61.28	60.11	59.34	62.38	57.46	57.50	57.87	58.79
11	14	727	Michael Willis MITSUBISHI - 2007 - EVO 9 - 1998cc	57.91		60.77	60.07	58.20	58.76	58.58	58.48	58.45	57.91
12	15	35	Brian Jewaskiewitz SUBARU - 2002 - IMPREZA STI -	58.08		60.27	66.12	58.74	2000.00	58.18	58.08	62.91	58.73
13	18	208	Corey Armstrong MITSUBISHI - 2008 - EVO X MR -	58.20		63.30	59.78	59.76	59.45	59.35	58.20	58.32	58.68
14	22	143	Daniel Day SUBARU - 1999 - STi - 2340cc - S/Y -	58.43		67.09	63.65	72.34	63.13	60.87	58.43	60.09	64.95
15	25	142	Brian Gilbert MITSUBISHI - 2006 - EVO 9 - 2000cc -	59.25		63.36	61.05	60.68	60.00	59.74	59.25	60.59	63.01
16	28	156	Tasman Orme SUBARU - 1999 - WRX - 2000cc - T/Y	59.59		62.00	60.76	60.26	60.29	60.22	59.62	59.59	60.54
17	30	8	Christopher Kenny SUBARU - 1997 - IMPREZA STi -	59.64		62.28	61.01	59.78	59.97	61.09	60.68	59.64	60.44
18	33	7	Neil POLLARD	59.86		65.58	62.44	61.82	60.55	61.50	59.95	59.86	60.67
18	33	227	Artur NiedzwiedzSUBARU - 2003 - STi - 2000cc - T/Y -	59.86		63.49	61.51	61.48	61.28	59.86	61.73	62.13	63.15
20	37	86	Michael KrichauffSUBARU - 1995 - IMPREZA - 1994cc -	60.31		63.88	61.46	61.61	60.38	61.08	60.49	60.31	60.31
21	38	101	Scott Lewis TX3 - 1991 - KF2 - 2000cc - T/Y - S/N	60.51		62.06	2000.00	60.51	61.97	60.76	60.60	60.68	2000.00
22	45	90	Alexander WilsonAUDI - 1997 - A4 - 1800cc - T/Y - S/N	61.42		63.57	61.90	61.86	61.68	61.80	61.42	61.48	61.76
23	75	106	Seth Coultas SUBARU - 2000 - STi - 2000cc - T/Y -	64.85		69.79	68.29	68.42	68.24	64.85	65.09	66.30	67.17
24	113	47	Allen Weber NISSAN - 1991 - GTR - 2600cc - T/Y -	71.63		79.15	71.63	73.46	77.90	74.48	78.16	72.16	2000.00

Clubman Type Cars				Best	Prac	R1	R2	R3	R4	R5	R6	R7	R8
1	21	341	Ross KinghamKESTREL - 1999 - KC4 - 1587cc - T/N	58.35		62.09	59.59	60.40	61.13	59.35	58.35	59.14	65.65
2	35	117	Paul Doube KESTREL - 2003 - KC4 CLUBMAN -	59.97		64.28	62.33	61.16	61.35	61.36	59.97	61.13	63.12
3	85	74	Kym Ninnes FIDINI - 2009 - CLUBMAN - 1587cc -	66.03		70.38	68.31	67.22	67.62	67.31	66.03	69.62	70.61

Historic - Group K				Best	Prac	R1	R2	R3	R4	R5	R6	R7	R8
1	82	137	Peter Goers MILANO - 1963 - GT 1 - 2649cc - T/N -	65.77		69.18	70.32	67.17	2000.00	67.46	65.77	2000.00	2000.00

# Legend of the Lakes Hillclimb 2009

## in CLASS and Result Order



Class Overall  
 Class Position Position CAR # and Driver Best Prac R1 R2 R3 R4 R5 R6 R7 R8

Historic - Group L														
1	118	167	Ian Motley	AUSTIN 7 - 1958 - 803cc - T/N S/N	74.57		76.76	75.39	75.85	76.01	75.17	74.57	75.69	75.00

Historic - Group N														
1	26	444	Robert Van der Kamp	FORD - 1971 - FALCON GT - 5800cc -	59.26		61.20	60.55	61.72	59.99	59.26	2000.00	2000.00	2000.00
2	39	481	Mark Blyfield	HOLDEN - 1972 - GTR XUI - 3310cc -	60.60		62.93	62.96	62.59	62.34	61.35	60.60	61.17	63.21
3	57	83	Paul Atkins	FORD - 1964 - CORTINA - 1598cc -	63.31		65.57	63.91	64.68	67.11	64.41	63.31	64.55	66.20
4	69	62	Peter Burchell	FORD - 1965 - MUSTANG - 4799cc -	64.28		68.55	67.91	67.10	66.76	65.76	64.28	65.13	66.68
5	76	20	Neil Oatway	FORD - 1971 - FALCON GT - 5800cc -	65.07		66.71	65.84	65.07	67.43	2000.00	2000.00	2000.00	2000.00

Improved Prod - upto 1600cc														
1	94	299	Graeme Pedersen	TOYOTA - 1984 - COROLLA - 1600cc	66.90		68.78	2000.00	82.32	66.90	2000.00	2000.00	2000.00	2000.00
2	95	89	Gavin Gold	MORRIS - 1964 - MINI - 1380cc - T/N -	67.04		68.73	67.74	67.58	68.06	67.26	67.04	67.90	68.13
3	102	666	Gregory Sandow	TOYOTA - 1974 - TA22 - 1588cc - T/	68.17		69.94	68.35	68.17	68.60	76.97	68.49	68.29	68.58
4	105	99	Dillon Pedersen	TOYOTA - 1984 - COROLLA - 1600cc	68.81		72.18	69.81	68.81	73.42	78.90	2000.00	2000.00	2000.00
5	111	19	Trevor Pyatt	SUBARU - 1982 - SHERPA - 544cc -	71.14		71.14	76.09	72.67	72.28	72.48	72.40	2000.00	2000.00
6	120	59	Matthew Gold	ROVER - 1988 - MINI - 998cc - T/N -	76.61		84.78	79.53	2000.00	81.94	78.66	78.01	76.61	77.23


Improved Prod - 1601 - 2000cc														
1	49	180	Damien Wilson	DATSUN - 1975 - 180B - 1770cc - T/N	62.48		63.95	64.02	63.64	63.74	62.48	68.37	65.83	84.41
2	65	43	Aaron Bowering	DATSUN - 1980 - STANZA 1998cc -	64.14		66.50	66.29	67.84	64.39	73.42	64.28	64.22	64.14
3	103	211	Bob Byham	FORD - 1979 - ESCORT - 1998cc -	68.32		71.12	69.35	70.19	70.63	69.29	69.86	68.32	74.69
4	117	122	Lionel Stingers	FORD - 1980 - ESCORT - 1998cc -	73.67		78.44	78.86	76.10	76.36	74.17	73.67	75.93	78.73

Improved Prod - 2001 to 3000cc														
1	19	510	Anthony Norris	DATSUN - 1970 - 1600 - 2000cc - T/Y	58.26		59.98	58.94	58.89	58.98	59.03	58.26	77.73	97.02
2	41	161	David Judd	MAZDA - 1974 - RX3 - 1308cc - T/N -	60.88		66.90	62.35	60.88	62.94	63.95	61.61	63.67	65.35

Improved Prod - Over3000cc														
1	16	68	Adam Debiasi	VW - 1968 - BEETLE - 2332cc - T/N -	58.17		61.14	58.73	60.69	59.14	58.17	58.68	2000.00	2000.00
2	36	202	Rene Felkl	VOLKSWAGON - 1970 - BEETLE -	60.14		60.14	60.71	86.04	61.98	62.77	60.63	61.27	62.83
3	40	270	Ross Cardillo	DATSUN - 1971 - 1600 - 2000cc - T/Y	60.62		63.92	62.37	61.96	62.24	60.62	61.77	61.57	97.19
4	46	70	Tony McKenzie	HOLDEN - 1988 - VN COMMODORE -	61.86		65.99	63.64	63.91	62.35	63.29	61.86	62.49	62.68
5	61	196	Lee Nicolle	FORD - 1983 - XE FALCON - 5850cc -	63.97		72.06	68.41	67.20	67.75	65.92	64.44	63.97	65.13
6	70	110	Reece Moulder	DATSUN - 1970 - 1600 - 1800cc - T/Y	64.31		67.24	66.07	67.67	2000.00	64.36	64.31	68.21	66.13
7	71	420	Jonathon Finnis	MAZDA - 1979 - RX7 - 1200cc - T/N -	64.36		74.76	67.27	66.83	68.16	64.94	64.36	65.38	75.53

# Legend of the Lakes Hillclimb 2009


## in CLASS and Result Order



Class	Class Position	Overall Position	CAR # and Driver	Best	Prac	R1	R2	R3	R4	R5	R6	R7	R8
	8	89	11 Drew Moulden DATSUN - 1970 - 1600 - 1800cc - T/Y	66.63		73.68	68.87	67.51	2000.00	68.51	66.63	68.24	67.14
<b>Marque Sports -1301cc to 2000cc</b>													
	1	52	29 Wayne Walker TOYOTA - 1987 - MR2 AW11 - 1587cc	62.85		68.26	66.17	66.19	67.18	64.22	62.85	64.66	66.49
	2	55	155 Lachlan Emes MAZDA - 1989 - MX5 - 1598cc - T/N -	63.24		68.64	65.14	73.26	64.60	64.14	63.24	63.34	66.52
	3	56	139 Peter Bartold FIAT - 1979 - X1/9 - 1498cc T/N - S/N	63.30		67.76	64.99	65.63	65.30	65.73	63.30	63.75	65.24
<b>Marque Sports - 2001 to 3000cc</b>													
	1	12	24 Peter Hall DATSUN - 1974 - 260Z - 2600cc - T/N	57.41		59.40	58.42	59.85	58.72	57.41	57.49	58.29	58.24
	2	17	405 Dave Hall DATSUN - 1971 - 240Z - 2800cc - T/N	58.19		60.45	60.59	60.30	59.75	58.25	58.19	59.49	59.39
	3	24	749 Trent Levi MAZDA - 1986 - RX7 - cc - T/Y -	59.23		63.36	60.59	60.94	60.65	59.23	59.37	60.13	59.90
	4	50	801 Peter Nelson MAZDA - 1994 - MX5 - 1600cc - T/N -	62.58		66.53	63.44	63.93	64.40	63.31	62.58	63.24	63.48
	5	87	660 Ian Neville PORSCHE - 1978 - 911 SC - 2994cc -	66.25		71.92	69.24	66.25	67.07	68.55	66.71	68.06	67.37
	6	116	94 Kym Wallace PORSCHE - 1983 - 944 - cc - T/ -	73.17		2000.00	75.09	73.38	74.48	75.52	73.17	74.88	79.48
<b>Marque Sports - 3001 to 6000cc</b>													
	1	29	103 John Kemp MG - 1971 - MGBGT V8 - 4796cc - T/N	59.60		63.36	61.96	61.78	62.02	60.01	60.47	59.60	61.19
	2	43	177 Neil Hawker DAYTONA - 2008 - COUPE - 5990cc -	61.22		73.62	65.11	65.72	70.39	63.08	61.22	62.56	2000.00
	3	47	287 Jason Palmer PORSCHE - 1996 - CARRERA 993 -	62.19		71.03	63.87	64.46	65.80	2000.00	62.19	63.90	2000.00
	4	114	226 Jay Dickson PORSCHE - 1986 - 944 TURBO -	72.32		76.92	75.88	74.24	74.49	72.66	72.32	74.33	2000.00
<b>Road Registered - upto 2000cc</b>													
	1	54	131 Alex Waddicor HOLDEN - 1981 - GEMINI - 1817cc -	63.16		67.24	65.82	65.11	64.00	63.46	63.16	63.43	70.68
	2	74	811 Andrew Coles ALFA ROMEO - 1987 - SPRINT -	64.84		69.56	65.72	66.73	65.35	65.42	64.84	65.61	66.27
	3	88	501 Ken Mee TOYOTA - 1975 - CELICA - 1834cc -	66.51		68.31	67.64	67.12	67.61	67.60	68.57	66.51	67.67
	4	98	222 David Reilly NISSAN SKYLINE - 1992 - R32	67.32		68.74	67.46	67.32	69.83	84.45	68.39	69.48	72.67
	5	99	82 Peter Lock MORRIS - 1962 - MINI COOPER -	67.33		69.19	68.41	68.15	67.66	67.33	67.48	67.49	68.06
	6	104	134 Charlie Kotzur MORRIS - 1966 - COOPER S - 1275cc	68.48		71.60	73.13	68.48	71.17	68.82	70.83	70.50	69.67
	7	106	81 Mike Coles ALFA ROMEO - 1987 - SPRINT -	69.83		71.81	71.66	71.44	71.45	71.85	72.22	70.91	69.83
	8	110	505 Stuart Skinner PEUGEOT - 1993 - 205GTI - 1900cc -	70.94		78.38	74.71	74.78	74.02	73.61	70.94	71.31	72.63
	9	112	998 Nathan Koch MORRIS - 1969 - MINI DELUXE -	71.44		74.76	73.52	73.85	76.95	71.62	71.44	71.81	72.79
	10	119	157 Michael Doubc TOYOTA - 1990 - MR2 - 1998cc - T/N -	75.42		83.53	82.20	80.66	80.50	76.77	75.42	77.37	79.50
<b>Road Registered - Over 2001cc</b>													
	1	19	10 Matt Dreckow MITSUBISHI - 2000 - CE MIRAGE -	58.26		61.59	2000.00	58.87	62.52	58.26	58.39	58.76	2000.00
	2	23	318 Jason Jordan HOLDEN - 1976 - TORANA SS -	58.96		61.52	59.24	59.88	59.59	58.96	2000.00	2000.00	2000.00

# Legend of the Lakes Hillclimb 2009

## in CLASS and Result Order




SPRINGFIELD SOFTWARE

Class	Class Position	Overall Position	CAR # and Driver	Best	Prac	R1	R2	R3	R4	R5	R6	R7	R8
	3	31	44 Chris Frost HOLDEN - 1973 - LJ TORANA -	59.81		63.28	61.49	61.54	60.90	59.81	59.88	62.49	64.06
	3	31	189 Scott Aho DATSUN - -1985 - 1200 UTE - 2000cc	59.81		63.38	62.39	61.32	60.97	59.81	59.82	85.33	66.11
	5	58	129 Phil Wilson FORD - 1995 - EF - 4000cc - T/N - S/N	63.39		65.20	66.86	63.43	64.65	63.39	64.10	64.26	63.92
	6	59	205 Bruce Popplewell HOLDEN - 1973 - LJ TORANA -	63.43		64.91	69.27	63.97	65.55	64.04	63.43	65.26	67.98
	7	61	232 Peter Gandolfi HOLDEN - 2007 - VE UTE - 6000cc -	63.97		66.24	64.76	65.34	66.15	63.97	64.31	66.05	67.76
	8	63	46 Anthony Beare FORD - 1985 - FALCON XF - 4100cc -	64.00		66.10	65.46	64.70	64.98	64.38	64.90	64.00	72.54
	9	64	119 Paul Falco HOLDEN - 1987 - VL COMMODORE -	64.11		71.94	68.45	67.55	65.91	64.21	64.11	64.57	68.01
	10	66	700 Michael Jonker MERCEDES BENZ - 1972-1979 -	64.17		72.32	68.77	66.29	65.14	65.14	64.27	64.21	64.17
	11	68	150 Timothy Argent HOLDEN - 1989 - VN SS - 5000cc -	64.25		70.23	70.83	70.65	69.46	69.14	73.64	65.03	64.25
	12	72	141 Mick Argoon HOLDEN - 1979 - VB COMMODORE -	64.51		73.69	78.50	74.23	65.29	66.00	64.51	80.61	69.43
	13	73	39 Bill Davis FORD - 1998 - XR8 - 4950cc - T/N -	64.69		66.85	66.71	65.96	66.86	64.69	65.22	66.92	69.20
	14	79	126 Alexander Wells HOLDEN - 1977 - LX TORANA -	65.34		70.46	68.42	67.92	67.45	65.53	65.34	66.72	66.63
	15	83	149 Jason Argent HOLDEN - 1989 - VN COMMODORE -	65.80		70.80	73.53	74.43	67.73	74.23	65.80	81.51	80.90
	16	84	632 Bill Lakstins MITSUBISHI - 1981 - STARION -	65.81		69.25	66.52	66.40	66.51	65.81	2000.00	2000.00	2000.00
	17	90	125 Anthony Day FORD - 2006 - MUSTANG SALEEN -	66.72		69.02	70.78	71.83	71.22	67.03	66.72	68.11	2000.00
	18	93	48 Phillip Mere HOLDEN - 1979 - COMMODORE -	66.77		67.36	66.77	67.97	77.03	80.71	68.12	67.98	66.95
	19	97	72 Joseph Scanlon HOLDEN - 1972 - LJ TORANA -	67.16		70.41	67.16	2000.00	2000.00	2000.00	2000.00	2000.00	2000.00
	20	108	145 Andrew Hoegge FORD - 2001- AU XR8 - 5000cc - T/N -	70.56		77.50	75.89	73.10	74.57	70.56	72.23	74.71	71.81
	21	109	347 Kevin Hoegge FORD - 2005 - FALCON XR8 - 5400cc	70.76		75.61	73.55	72.11	72.47	71.68	71.41	70.88	70.76
<b>Sports Cars - 1301 to 2000cc</b>													
	1	42	41 David Anderson MGB - 1964 - ROADSTER - cc - T/N -	60.93		71.85	63.38	63.95	63.99	63.14	62.81	62.85	60.93
	2	51	242 Andrew Beattie MG - 2005 - TF - 1800cc - T/N - S/N	62.68		64.69	63.39	63.52	64.17	62.68	63.51	64.59	64.75
	3	101	42 Mark Beattie MG - 1973 - MGB - 1837cc - T/N - S/N	67.70		2000.00	71.34	68.65	87.22	68.39	76.12	67.70	69.96
	4	107	27 John French MG - 1977 - T/N - S/N	70.29		71.17	70.29	70.91	73.52	71.63	70.43	72.45	73.20
<b>Sports Cars - 2001cc Plus</b>													
	1	53	340 Brian Smibert PORSCHE - 1989 - 3300cc - T/Y - S/N	62.97		63.94	63.59	64.50	63.41	63.32	62.97	66.66	63.71
	2	78	49 Peter Burns TRIUMPH - 1973 - STAG - 5000cc -	65.26		68.24	67.71	67.09	66.86	65.26	65.73	69.13	69.72
	3	81	199 Barry Lord ASCORT - 1960 - TSV1300 - 2276cc -	65.64		70.61	67.18	2000.00	66.33	65.64	65.95	67.33	71.50
	4	86	311 Jeffrey Sabel VW - 1959 - BEETLE - 2300cc - T/N -	66.04		72.04	71.61	67.51	68.01	66.48	66.23	2000.00	66.04
	5	100	555 Peter Emes RENAULT 2007 - R26 - 1998cc - T/Y -	67.69		2000.00	2000.00	2000.00	2000.00	67.89	67.69	2000.00	67.89

# Legend of the Lakes Hillclimb 2009

## in CLASS and Result Order



Class	Position	Overall Position	CAR # and Driver	Best	Prac	R1	R2	R3	R4	R5	R6	R7	R8
<b>Sports Sedan - 2001 to 3000cc</b>													
	1	11	30 Haydn Clark DATSUN - 1968 - 1600 - 1998cc - T/N	57.20		58.50	58.07	57.76	57.55	57.78	57.20	57.33	58.29
	2	44	31 Geoff Vardon DATSUN - 1973 - COUPE - 1990cc -	61.24		62.66	61.56	62.86	62.27	61.26	61.24	61.57	62.37
	3	77	123 Pascoe Ayling MAZDA - 1972 - RX3 - 1308cc - T/N -	65.22		67.93	65.57	70.13	70.95	66.54	65.22	67.67	65.32
	4	80	502 Brendan Mee TOYOTA - 1976 - CELICA - 3000cc -	65.52		68.82	67.66	66.46	65.96	67.18	65.52	66.50	65.99
	5	90	165 Steven Daws FIAT - 1965 - 600 ABARTH REP -	66.72		68.65	68.10	67.52	67.22	66.72	71.03	2000.00	69.79
<b>Sports Sedan - 3001 - 6000cc</b>													
	1	27	96 Michael Clare NISSAN - 1992 - R32 GTR - 2600cc -	59.51		63.10	2000.00	62.23	61.29	59.51	60.42	60.33	60.35
	2	48	213 James Crinson NISSAN - 1991 - R32 - 2000cc - T/Y -	62.29		64.70	63.13	62.95	63.90	63.31	62.29	63.70	66.37
	3	60	121 Dianne Crinson NISSAN - 1991 - R32 - 2000cc - T/Y	63.63		64.64	65.47	65.80	69.34	63.63	65.15	67.90	2000.00
	4	92	133 Darren Schumacher NISSAN - 1988 - SKYLINE R 31 -	66.76		70.57	68.56	69.19	67.97	66.76	67.32	72.35	70.02
	5	115	111 Alex Bohner FORD - 2005 - BA MK11 - 5400cc -	72.58		73.19	73.54	74.95	73.87	72.58	73.19	75.48	76.06
<b>SportsType Cars - Open/Closed</b>													
	1	2	55 Kevin Mackrell DATSUN - 1975 - - 6585cc - T/N	53.36		54.21	55.23	54.05	54.23	53.64	54.26	54.19	53.36
	2	66	310 Engelhardt Peter	64.17		74.28	65.90	65.65	65.57	64.88	64.95	65.00	64.17
	3	96	98 Paul Williams PORSCHE - 1983 - 944 - 2500cc - T/N	67.05		68.63	2000.00	67.29	68.69	68.40	67.05	68.42	2000.00